

**KG College of Arts and Science**  
**Affiliated to Bharathiar University**  
**Accredited by NAAC**  
**ISO 9001:2015 Certified Institution**  
**KGiSL Campus, Saravanampatti, Coimbatore-641007**

## Criterion 6: Governance, Leadership and Management










### Key Indicator 6.3 : Faculty Empowerment Strategies

#### 6.3.3 Supporting Documents - Percentage of teaching and non-teaching staff participating in Faculty development Programmes (FDP)

Academic Year	2021 - 22	2020 - 21	2019 - 20	2018 - 19	2017 - 18
Number of Teachers	163	126	138	117	126
Number of non-teaching staff	11	9	8	8	8
Total no. of teaching and non-teaching staff	174	135	146	125	134
No. of teaching and non-teaching staff participating in FDPs	127	134	138	-	42
Percentage of teaching and non-teaching staff participating in FDPs	72.99	99.26	94.52	-	31.34
Average percentage of teaching and non-teaching staff participating in Faculty development Programmes (FDP), professional development /administrative training programs during the last five years					61.76



*Kallanur*  
**PRINCIPAL**  
 KG COLLEGE OF ARTS AND SCIENCE  
 COIMBATORE - 641 035.

<b>Description</b>	<b>Link</b>
<b>Annual reports highlighting the programs organized by the institution</b>	
2021 -22 (Page No.114, 115 )	
2020 - 21 (Page No. 98)	
2019 - 20 (Page No. 85)	
2017 - 18 (Page No. 39)	
<b>Photographs with date and caption of each programme</b>	
<b>Detailed report of the FDPs organized by the Institution</b>	
2021 - 2022	
2020 - 2021	
2019 - 2020	
2017 - 2018	

## **Photographs with date and caption of each Programme**

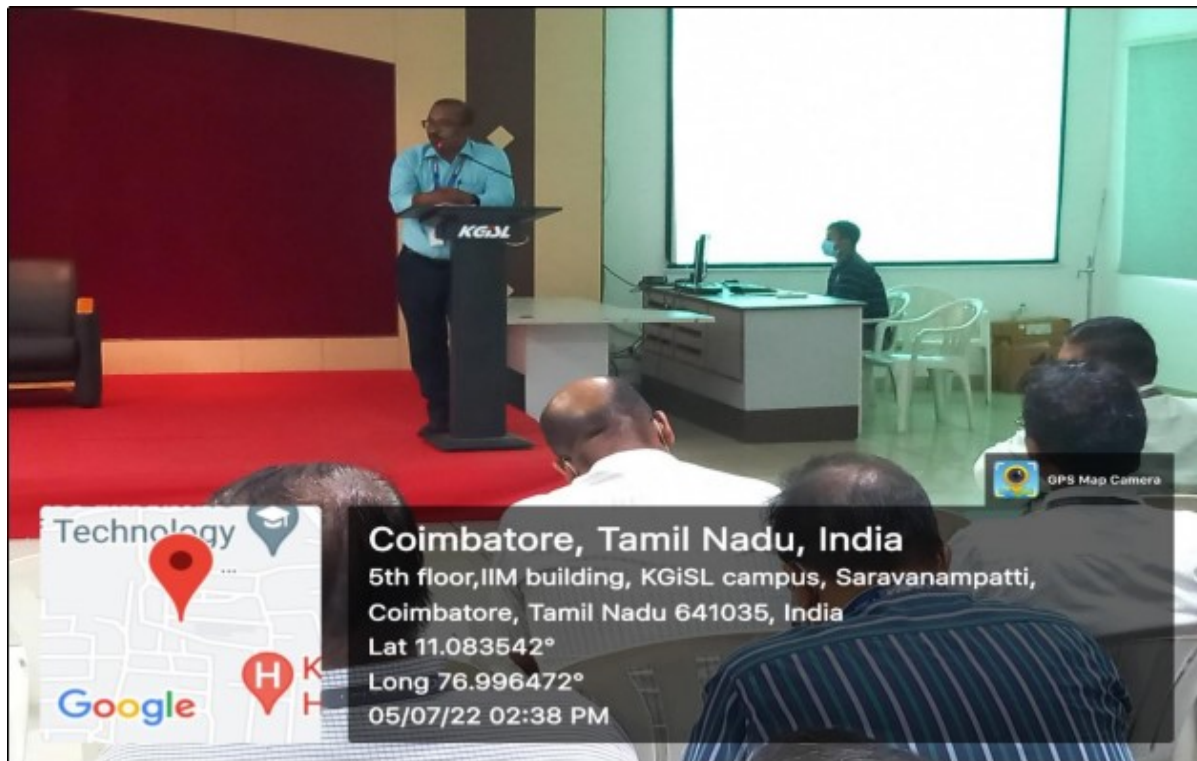
**2021 - 22**

**Five day Faculty Development Programme on Emergence of Educators  
04/07/2022 - 09/07/2022**

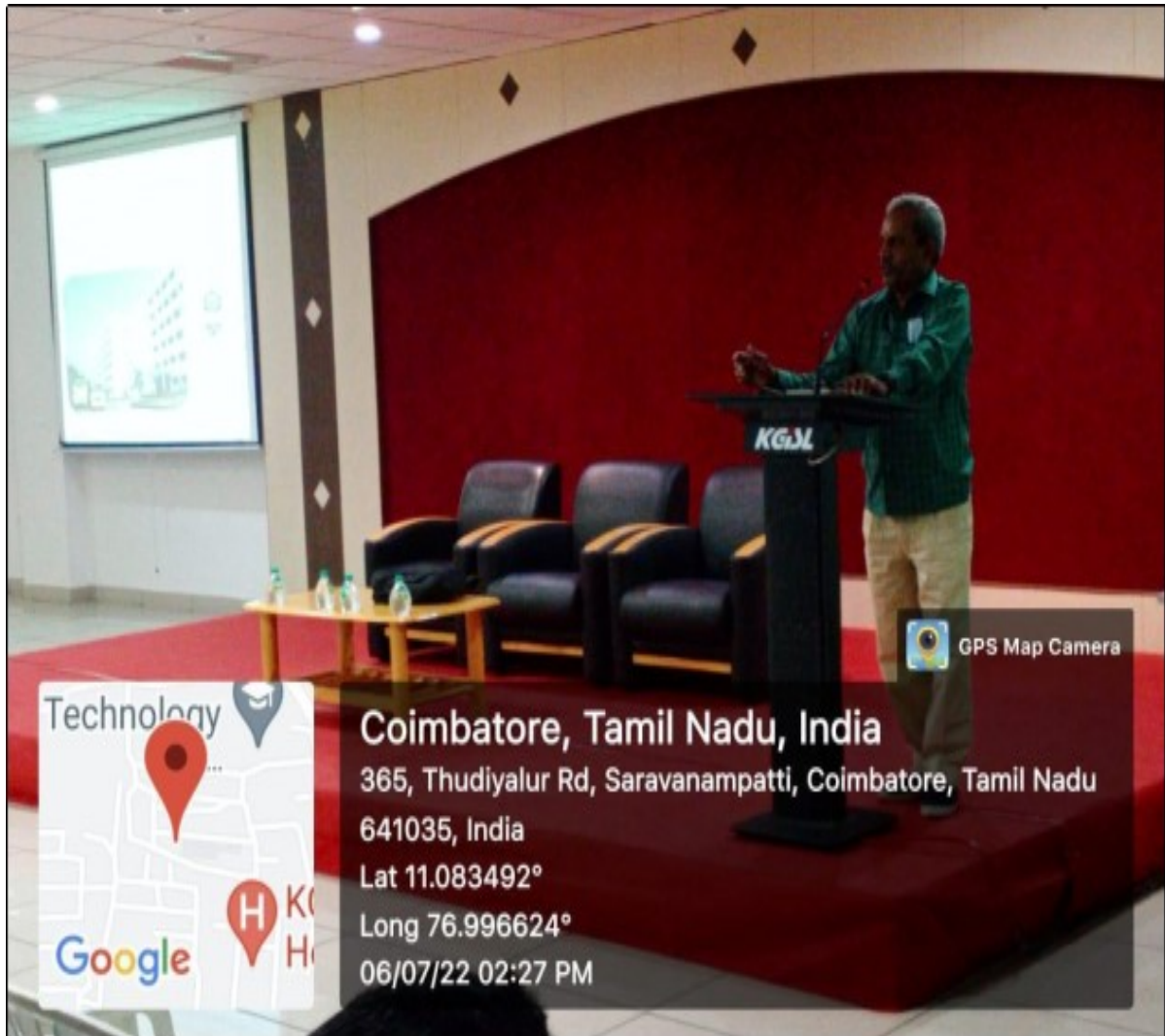
**Day 1 – 04/07/2022 Making of a Mentor**



**Day 2 - 05/07/2022 Covid 19 Impacts and Challenges**



**Day 3 – 06/07/2022 Industry 4.0 to 5.0 : Time Management Perspective**



**Day 4 – 08/07/2022 Team Building**

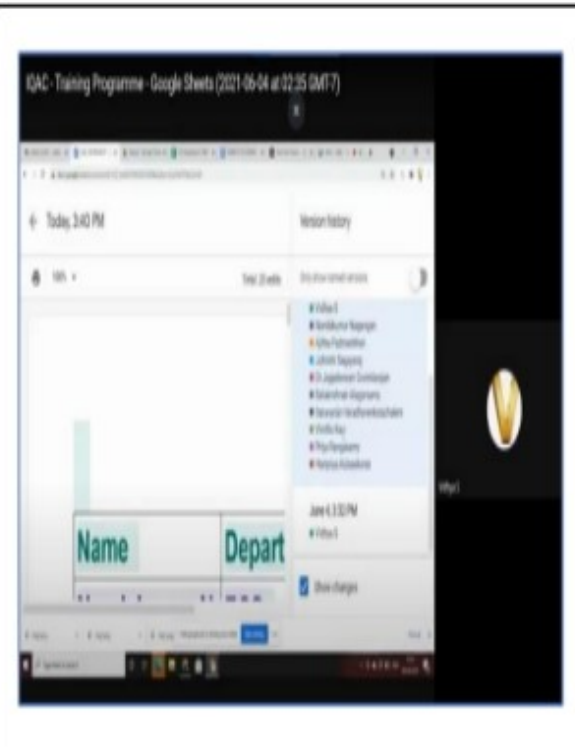
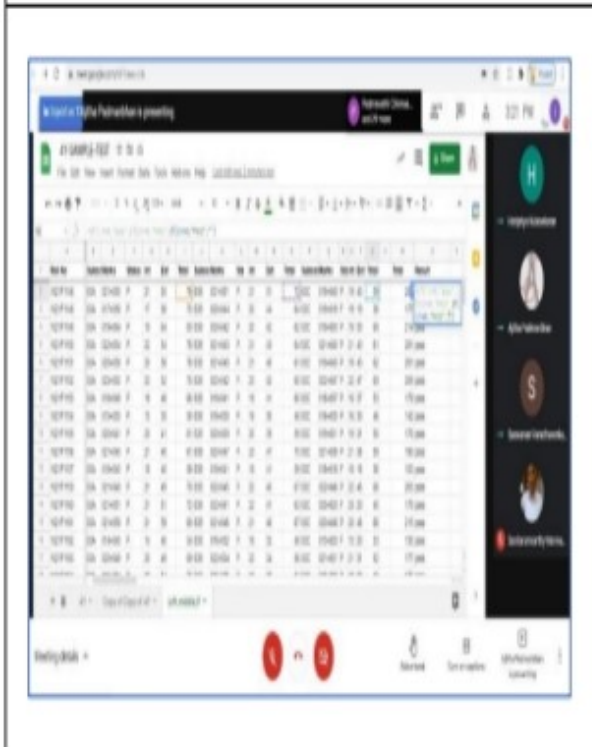
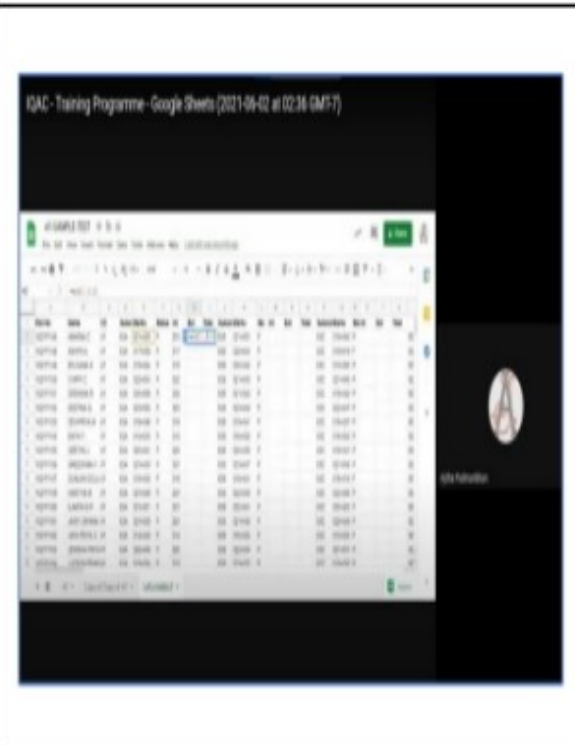


**Day 5 – 09/07/2022 Flipped Classroom**

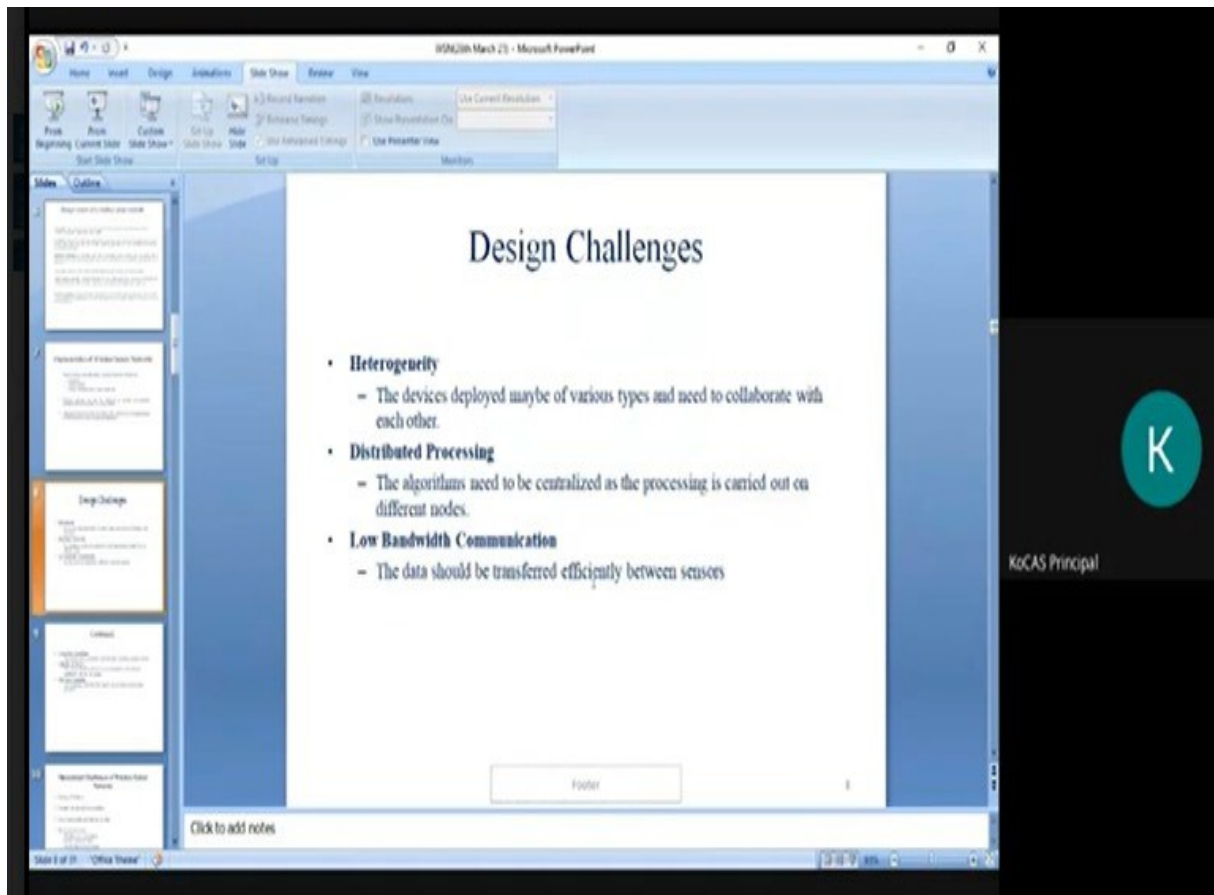




**31/05/2021 to 04/06/2021**  
**Five Days Training Programme on “Google Sheets”**



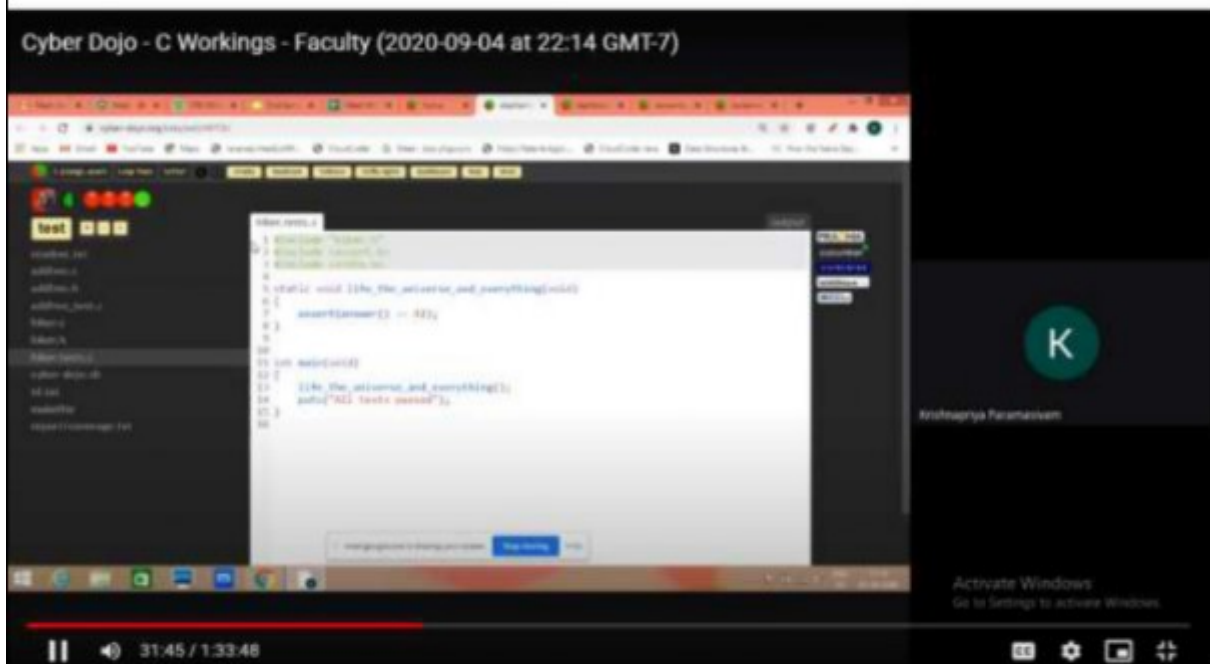
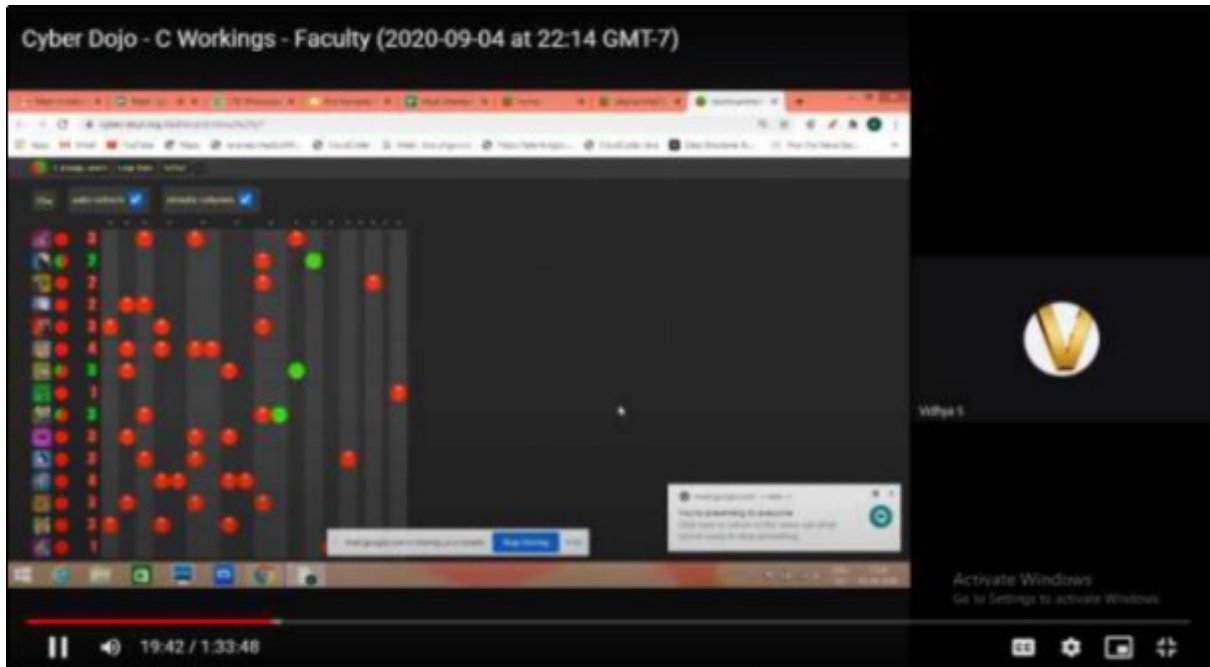
**13/09/2021 to 17/09/2021**  
**Five Days Virtual Faculty Development Programme on**  
**SPSS and AMOS**

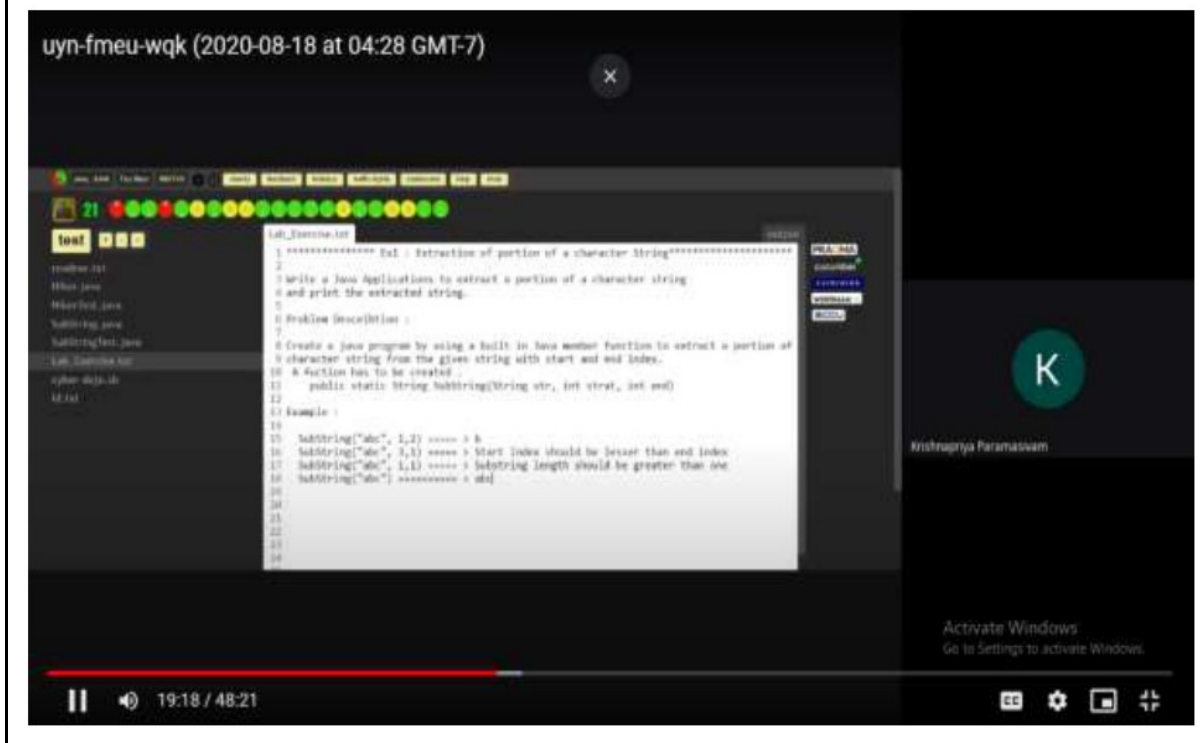
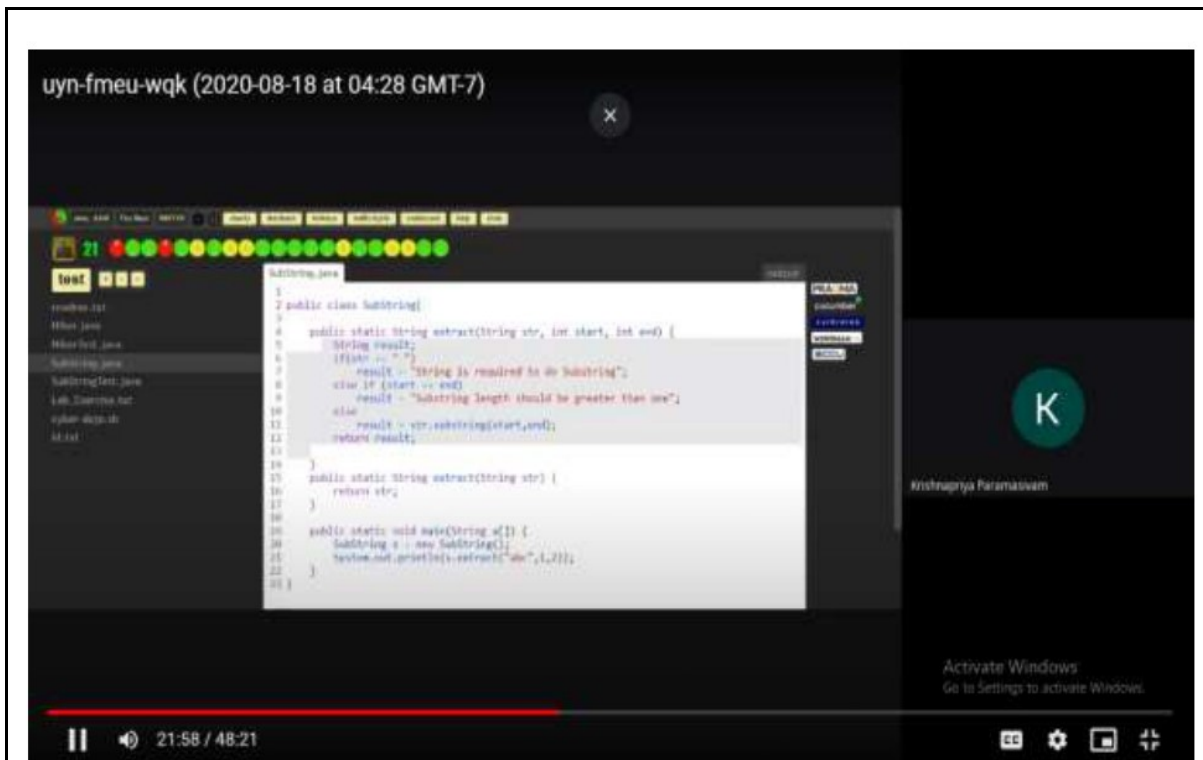


2020 - 21

18/08/2020 to 04/09/2020

Workshop on Cyber Dojo - C, C++ and JAVA





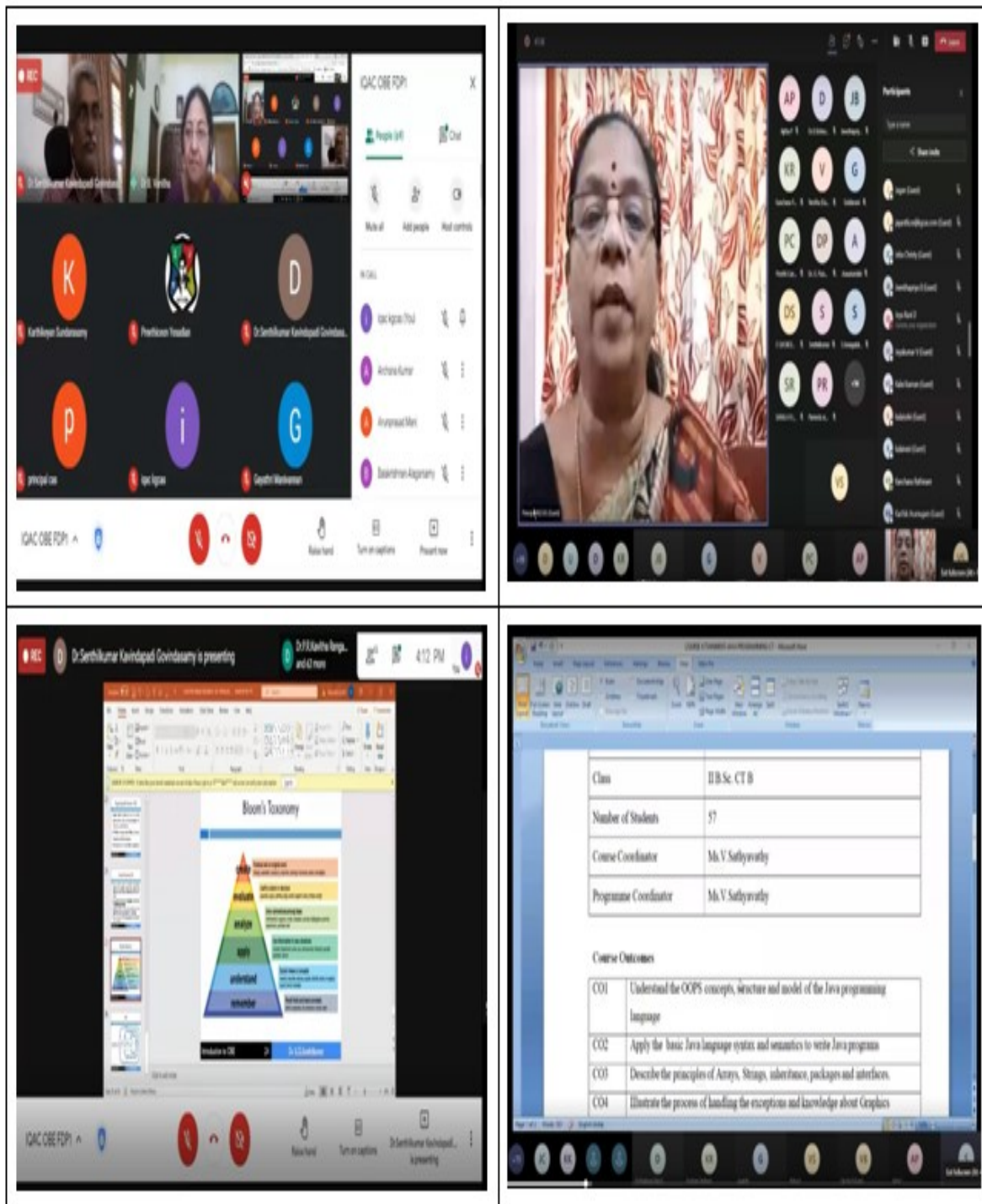
22/03/2021 to 26/03/2021

**Five Day Virtual Faculty Development Programme on  
Emerging Research Trends in Computer Science and Applications**

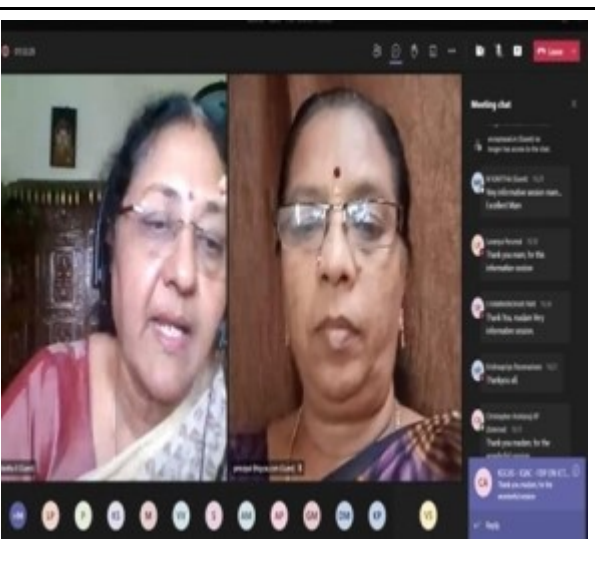
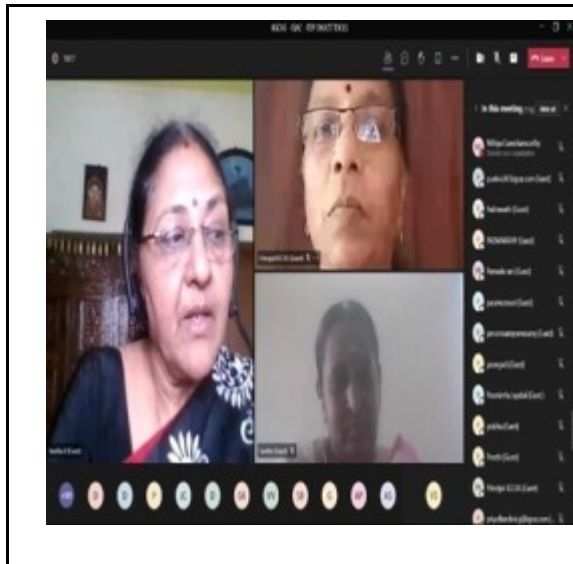


03/05/2021 to 07/05/2021

**Five Days Faculty Development Programme on “Outcome Based Education”**




**24/05/2021 to 28/05/2021**  
**Five-day Faculty Development Programme on**  
**“ICT Tools in Teaching and Learning”**



**08/02/2021 to 18/02/2021**

**Hands on training on  
written and oral communication skill for non-teaching staff**





2019 - 20

14/05/2020 to 18/05/2020


Faculty Development Programme on Outcome Based Education

qgj-dmfp-ghb (2020-05-03 at 21:33 GMT-7)

method. dual simplex method.

Correlation between COs and the Program Outcomes (POs) and Program Specific Outcomes PSOs

CO	PO 1	PO 2	PO 3	PO 4	PO 5	PO 6	PO 7	PO 8	PO 9	PO 10	PO 11	PO 12	PSO 1	PSO 2
CO1	1	1	2	1	1	1	2	2	2	1	1	2	2	2
CO2	3	1	1	2	1	1	2	2	2	1	1	2	2	2
CO3	3	1	1	2	1	1	1	2	2	1	1	1	2	2
CO4	3	3	1	3	1	1	1	3	3	1	1	1	2	2



Prof. P. Rajendran

**2017 - 18**

**04/04/2018 to 10/04/2018**

**Faculty Development Programme on Free Code Camp**

